



用智能制造和新型材料
引领电线电缆行业
信息化、降本、增效

**SHANGHAI
SHINEWORLD
GROUP**


**Add: Room 405, No.950 Dalian
Road, Hi-Shanghai Square, Yangpu
District, Shanghai, China.**

Tel: 0086 21 33778841 / 0086 21 33773077
Fax: 0086 21 23025769



CONTENTS

Shineworld



Data and Building Wires Insulation Lines(1.5-6)

- ◆ Model Selection 01
- ◆ Production Line Structure 02

Pay off & Take up

- ◆ $\Phi 630$ - $\Phi 1250$ Cantilever with Hydraulic Driven Pay Off &Take Up 05
- ◆ LSP、NISP Series 1250-2500 Portal Type Rail Travelling Pay-off &Take-up with Traverse 07
- ◆ High Speed Single Spooler 11
- ◆ Column type pay off and take up 13
- ◆ Shaft-less dual reel pay off & take up 15

Featured Take-up

- ◆ Dual Spooler with Bobbins Auto-change 17
- ◆ Down Coiler with Press 19

Featured Pay-off

- ◆ Console type Dual Multal Wire Pay-off 21
- ◆ Tower Suspension Pay-off 23
- ◆ Flyer Pay-off with High Speed Dual reels 25

Capstan

- ◆ Pneumatic Belt Caterpillar 27
- ◆ Dual Spooler Capstan 31

Supporting Devices for Extrusion Line

- ◆ Belt type high precision meter counter 33
- ◆ Spark tester 35
 - ◆ Commercial Frequency AC Spark Tester 35
 - ◆ Series ST-10/15DC Spark Tester 37
- ◆ Dynamic Instrument 39
- ◆ Drying Loader 41
- ◆ Talc Powder Collector 43
- ◆ Laser Marker 45

Coiling&Wrapping Machine

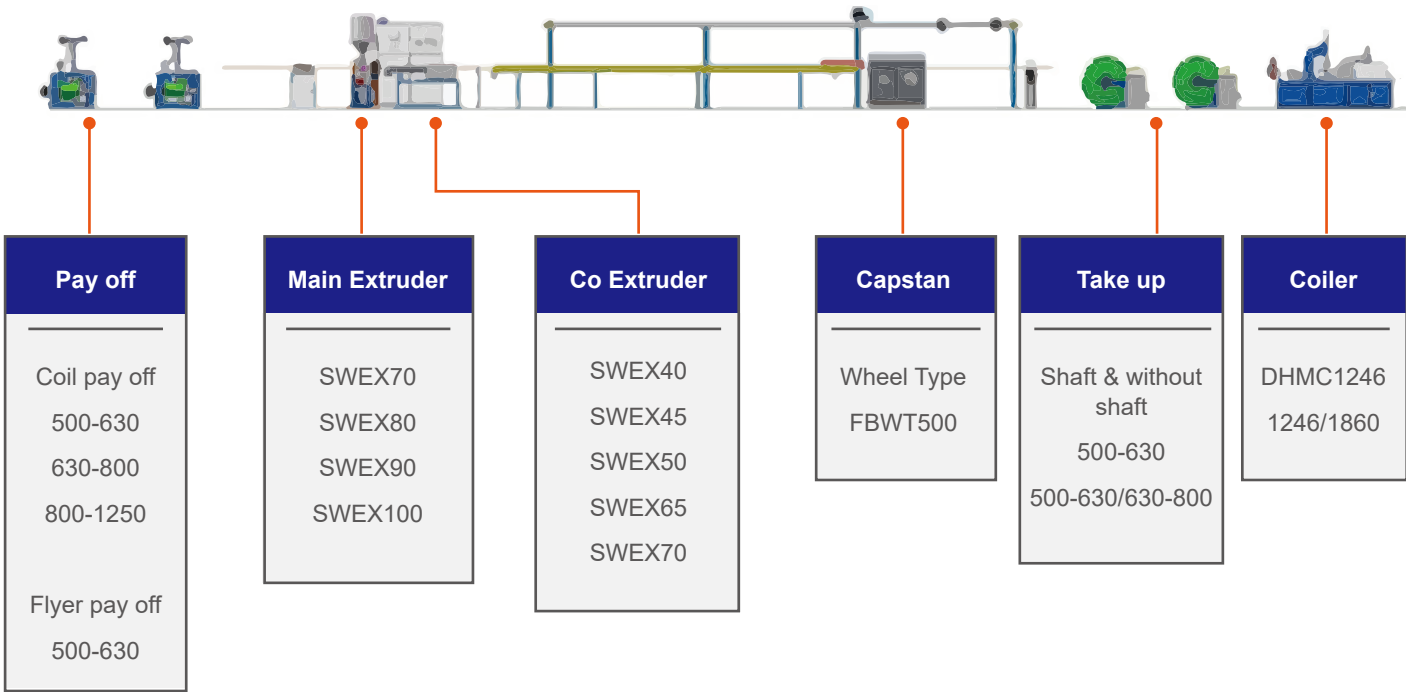
- ◆ Automatic coiling&wrapping machine 47
- ◆ Automatic coiling&Binding machine 49
- ◆ Intelligent robot stacker 51
- ◆ Computerized Automatic Coiling Machine 53
- ◆ Auto-wrapping machine for circular object 55
- ◆ Heat shrink packaging machine 57

Data and Building Wires Insulation Lines(1.5-6)

Model Selection

Cross Section	Material	Extruder Model	Extruder Speed	Coiler Speed	Printer Speed	Line Speed
1.5-6 mm²	PVC	70/80+1246	600-1000	350	500	200
10mm²	LSZH	80+1246				
1.5-10mm²		80+1246				
10-35 mm²	Copper	80/90+1860				
10-95 mm²	Aluminum					
1.5-6 mm²	PVC	70/80	600-1000		500	500
10mm²-35mm²	LSZH	80				
1.5-10mm²		80				
10-35 mm²	Copper	80/90				
10-95 mm²	Aluminum					
10-240 mm²		90				
50-630 mm²		120				
5X240 mm²		120				
5X630 mm²		150				
			300-500			

Production Line Structure



◆ Components Type

	Components	Components Type	Option	Condition	Quantity
1	pay-off	Spooler Pay off	Option		1set
		Coiler pay off	Option		
		Frame Pay off	Option		
		Cantilever Pay off	Option		
		Flyer Pay off	Option		
2	Extruder	Main extruder			1set
		Injection machine	Option		
3	Cooling system	Single layer	Option		1set
		Dual layer	Option		
4	Pulling Capstan	Wheel Capstan	Option		
		Spraying Capstan	Option		
5	Spark tester				1set
6	Diameter Gauge				1set
7	Take up	Spooler Take up	Option		1set
		Shaft Take up	Option		
		Without Shaft Take up	Option		
	Auto Coiler Packing Machine		Option		1set
7	Belt	Belt			
8	Shrinking Machine	Shrinking Machine	Option		1set
9	Binding machine	Binding machine	Option		1set
10	Cabinet	Cabinet			1set

◆ Technical Parameter

Main Parameter						
	Components Item		SWEX70/40	SWEX 80/50	SWEX90/70	SWEX 100/70
	Pay off	Spooler Pay off	500-630	500-630 630-800		
		Coil pay off				
		Frame Pay off	500-630	500-630 630-800		
		Cantilever Pay off	500-630	500-630 630-800		
		Flyer pay off	630	630	630/800	630/800
	Screw Speed	Screw Dia. (mm)	70/40	80/50	90/70	100/70
		R/D ratio	25:1	25:1	25:1	25:1
		Screw Speed (rpm)	100	90	80	75
PVC/PE	Extruder	Motor Power (kw)	37/45	45/55	75/90/110	90/110/132
		Max. output (kg)	150(70) 20(40)	220(80) 70(50)	320(90) 150(70)	400(100) 150(70)
		Input Dia. (mm)	0.97- 2.76/7*1.04	0.97- 2.76/7*1.04	0.97- 2.76/7*1.04	0.97- 2.76/7*1.04
		Cross Section area. (mm²)	0.75-6	1-6	1-6	1-6
		Output Dia.(mm)	2.1-5.2	2.1-5.2	2.1-5.2	2.1-5.2
		Motor Power	45	55	110	132
LSHF		Max. output	120(70) 16 (40)	180 56	260 120	320 120
	Heating	Heating/cooling zone	4	5	6	6
		Heating power	15	21	24	24
	Crosshead size	U14	14	14	14	14
	Cooling system	Material	SS 304	SS 304	SS 304	SS 304
		Single layer				
		Double layer				
		Single+ Spraying				
	Double Shaft Take up (Manual)		500-630	500-630		
	Shaftless Take up (Manual)		500-630	500-630		
	Dual Spooler (Auto)		630	630	630/800	630/800


Pay off & Take up

1

Φ630-Φ1250 Cantilever with Hydraulic Driven Pay Off &Take Up

Application:

Mainly for stranding,
extruding and irradiated
lines.



Character:

- ◆ Bobbin supported in cantilever being the bobbin lifting done through hydraulic cylinders and the pintles closing done through a motor and a worm drive. It adopts hydraulic swing arm double casting structure, hydraulic lifting and lead screw clamping;
- ◆ High precision cable traversing done through a worm drive with servo motor;
- ◆ Designed for processes which require high speed and big bobbin sizes;
- ◆ HMI+PLC control system for speed synchronization with the line.



Main Parameter


Model	CHYD-1250	CHYD-1600	CHYD-2000
Applicable wire –coil specification [mm]	Φ630-1250	Φ800-1600	Φ1000-Φ2000
Applicable wire-coil width [mm]	475-950	600-1180	750-1500
Applicable wire diameter [mm]	Φ5-30	Φ6-40	Φ8-60
Load capacity [kg]	2000	4000	6000
Take-up speed [m/min]	200	100	100
Motor power / Pay off [kw]	7.5	11	11
Servo Motor power [kw]	1	1	□
Motor power / Clamping [kw]	0.4	0.4	0.4
Bobbin Lift	Hydraulic	Hydraulic	Hydraulic
Electrical Control &HMI	SIMEN200PLC+7”	SIMEN200PLC+7”	SIMEN200PLC+7”

2

LSP、NISP Series 1250-2500 Portal Type Rail Travelling Pay-off &Take-up with Traverse


Application:

Mainly for the paying off and taking up of wire various kinds of wire and cable production lines.



Character:

- ◆ Integral frame has nice appearance which is welded by high quality bending steel, and high quality seamless pipe by means of “pipe in pipe” combination structure;
- ◆ Shaft-less “opening-closing” movement mechanism, dual lifting system, no crane for bobbin loading & unloading;
- ◆ Whole frame and bobbin move on the rails to realize ordered and aligned pay-off and take-up. In other words, cables won’t be bent or deformed during the paying-off and taking-up;
- ◆ Effectively utilize space when adopts dual pay-off and take-up;
- ◆ Take-up motor is driven by Z4 DC motor, or frequency motor, equipped with 2-4 shifts gearbox, or equipped with our uniquely designed “driving-driven integrated” gearbox, to meet the needs of different technical requirements;
- ◆ Pay-off has no mechanical friction. Various forms are available for customers to choose, such as, magnetic powder brakes control tension, magnetic powder brakes+ gear box damping tension, friction plate+ pneumatic disc brakes + precision electronic proportional air pressure regulator to control tension;
- ◆ Cable aligning motor adopts 1) frequency motor; 2) AC servo motor. Cable aligning utilizes 1) computer digital display aligning controller; 2) PLC +SIMENS text combination control, through input wire diameter and bobbin size, to realize the automatic tracking and synchronous operation of the production line;
- ◆ This electrical control has an external communication interface, which can easily realize joint control with various production line hosts. Apart from that, it is equipped with speed take-up, constant tension take-up; passive take-off; active take-up;
- ◆ According to different purposes, there are various structures for users to choose: 1)Single stand 2) double stands 3) up-beam type 4) bottom-beam type



Main Parameter

Model	LSP/NISP 630/1600	LSP/NISP 800/2000	LSP/NISP 1250/2500	LSP/NISP 1600/3150	LSP/NISP 2000/4000	LSP/NISP 2000/4500	LSP/NISP 2500/5000
OD [mm]	Φ5-Φ40	Φ7-Φ70	Φ10-Φ110	20-Φ130	30-Φ150	30-Φ180	40-Φ200
Bobbin size [mm]	Φ630- Φ1600	Φ800- Φ2000	Φ1250- Φ2500	Φ1600- Φ3150	Φ2000- Φ4000	Φ2500- Φ4500	Φ2500- Φ5000
Wire-coil width [mm]	475-1180	600-1500	950-1900	1180-2300	1500-2400	1900-2500	1900-2600
Speed of traverse [m/min]	5-80	3-80	2-60	1.5-50	1.5-40	1.5-35	1-30
Winding precision [%]	1-2	1-2	1-2	1-2	1-2	1-2	1-2
Load capacity [t]	4/8	6/10	10/20	15/20	25/40	30/45	40/60
Net Dimension	1850*2000* 2300	2080*2300 *2550	2080*2600 *3160	2900*3150 *3850	3950*3650 *4080		5000*4380* 4450
Packing							
Motor Power	5.5 three shift	5.5 three shift	7.5 three shift	11three shift	15 Four shift with speed change	15 four shift with speed change	18.5 four shift with speed change
Traverse Motor(Servo) MITSUBISHI	1	1	1.5	1.5	2	2	3
Lifting motor	0.75	1.1	1.5	2.2	4/5.5	5.5/7.5	7.5/11
Clamping motor	0.75	0.75	1.1	0.75+Redu cer	0.75+Red ucer	1.1+Reduc er	1.5+Reduc er
Pay off move motor	0.75	1.1	1.5	1.5	2.2	2.2	3
PLC	S7-1200	S7-1200	S7-1200	S7-1200	S7-1200	S7-1200	S7-1200
HMI（active pay off+ Traverse）	7”	7”	7”	7”	7”	7”	7”

3

High Speed Single Spooler

Application:

Designed for high speed spooling on wire drawing lines or extrusion lines.



Character:

- ◆ Pintle type high speed single spooler with pneumatic bobbin loading/unloading system.
- ◆ Automatic speed synchronization control by a dancer placed at the inlet of the machine or optionally "built-in" on top of the spooler.

Main Parameter


Model		HSST-400	HSST-500	HSST-630	HSST-800
Bobbin Ø [mm]		300-400	400-500	500-630	630-800
Bobbin load [kg]		150	250	500	800
Wire Ø [mm]	Cu/Al	0.4-2.6	0.5-3.2	0.6-4.0	1.2-5.0
	PVC	1.4-3.0	1.8-4.0	2.5-5.0	3.5-7.0
Max. Speed [rpm]	Draw	1800	1800	1800	1200
	Hi-Ex	1200	1200	1000	1800
	Lo-Ex	600	600	450	450
Motor power [kw]		11/5.5/3.7	15/7.5/5.5	22/11/7.5	30/15/11

4

Column type pay off and take up

Application:

The device is mainly used in the production line of strand, extrusion, rewinding and wrapping in the cable industry.



Main Function Description:

- ◆ Be supported by a whole plate at the bottom, and the columns can traverse on the left and right sides. The two columns are respectively fixed with large and small brackets, and the end of the large bracket is equipped with a tension device. The column is made of high-quality steel plate by bending and welding, with beautiful appearance and good rigidity.
- ◆ Meet the clamping, loosening, rising and falling actions of wire trays of various specifications, with wide application range and strong flexibility. Ensure the reliable positioning of the reel. The lifting mechanism can lift left and right at the same time, and can also move separately. The left column can move separately, which is convenient for the reel clamping, and the clamping force is adjustable, with automatic overload protection. The up and down lifting adopts electrical limit protection. The setting out tension can be adjusted by mechanical tension, pneumatic tension or magnetic particle tension, and the size can be adjusted by hand wheel to meet the production needs. The installation of the equipment is convenient. There is no need to excavate the foundation, and only the expansion bolt is needed for positioning.
- ◆ Take up motor: Torque motor and controller or Siemens series variable frequency motor
- ◆ Traverse control: Cable arrangement device for variable frequency motor or servo motor
- ◆ The take-up gearbox adopts mechanical speed change and oil lubrication. The wire arrangement adopts screw rod, the pitch of the wire arrangement is controlled and adjusted by the frequency converter, the gap wire arrangement, automatic commutation and no noise. The equipment is easy to install without foundation excavation, and only needs expansion bolts for positioning

Main Parameter

Bobbin Size of Pay-off	CUSP800- CUSP1250	CUSP800- CUSP1600	CUSP1000- CUSP2000	CUSP1250- CUSP2500
Width of bobbin [mm]	400~950	600~1180	750~1500	950~1900
Max diameter of the cable [mm]	Φ20	Φ40	Φ60	Φ80
Loading Capacity [t]	≤4	≤5	≤8	≤12
Lifting Reducer Model [kw]	BLD10-35-0.75	BLD10-35-0.75	BLD11-23-1.5	BLD11-23-1.5
Mobile Reducer Model [kw]	RV63-30-0.75	RV63-30-0.75	RV63-30-0.75	RV75-20-1.1
Pay-off Tension	Mechanical Disc Brake	Mechanical Disc Brake	Mechanical Disc Brake	Mechanical Disc Brake
Take up speed [m/min]	<80	<80	<80	<80

Shaft-less dual reel pay off & take up

5

Application:

This stands is used for pay-off & take-up device on extrusion, laying-up ,and rewinding line, or reinforce steel wire core .It has various structures for customer choices.



Main structure & features:

- ◆ Frame-type structure and made of good-quality steel by welding.
- ◆ On disk using the hand wheel-screw vice institutions or pneumatic roof structure.
- ◆ Tearturing less size, less floor space and easy operation etc.
- ◆ Arranging by optical rod, simple and useful.
- ◆ Take-up adopts dc motor or frequency conversion motor drive, match with import control of motor speed control unit, achieving the line in wide speed synchronization control unit,
- ◆ The machine have a manual hydraulic lift and electric mechanical lifting two structures for the use to choose from.



Main Parameter

Model	SLDR-630	SLDR-1000	SLDR-1250
Applicable wire –coil specification	500- 800	630-1000	800-1250
Load capacity [kg]	500	1000	1500
Applicable wire-coil diameter [mm]	≤6	≤10	≤10
Take-up speed [m/min]	350	450	600
Motor power / Potencia motor [kW]	4	7.5	11

Featured Take-up

1

Dual Spooler with Bobbins Auto-change

Application:

Mainly used for the extrusion of various wires and cables, as well as the high-speed paying-off and taking-up during the rewinding production.



Main structure & features:

- ◆ 11kw motor frequency conversion speed regulation control, used in conjunction with the wire accumulator, and automatically track the speed of the production line;
- ◆ Pneumatic control is adopted for coil loading, unloading, lifting and braking, independent pressure regulation, safe and fast;
- ◆ Non stop production since the change-over is done without stopping the line. The pay off speed can reach up to 600m / min; Fully control operation by the PLC according to the information received from the meter counter;
- ◆ The cylinder is clamped to ensure the stability of the reel in high-speed rotation;
- ◆ Tight servo wire alignment, its pitch can be set, and its speed is synchronized with the take-up;
- ◆ The whole machine adopts international brand or domestic high-quality products to improve the overall stability of the equipment, low failure rate and convenient operation. HMI+PLC control system for speed synchronization with the extrusion machine;
- ◆ High speed dual spooler with automatic bobbin change- over.



Main Parameter

Model	CATU-500	CATU-560	CATU-630	CATU-800	CATU-1000	CATU-1250	CATU-1600
Bobbin Ø [mm]	500	560	630	800	1000	1250	1600
Bobbin width range [mm]	300-375	350-425	400-475	500-600	500-750	700-950	1000-1200
Bobbin load [kg]	200	250	350	600	1500	2000	3000
Max.Overall Ø [mm]	5	6	8	9	9	10	10
Max. Cross Section [mm ²]	4	4	6	6	10	16	16
Max. Speed [m/min]	1000	1200	1200	1200	1000	800	800
Motor power (AC servo) [kw]	11*2	15*2	15*2	18.5*2	18.5*2	22*2	30*2

2

Down Coiler with Press

General description:

Down coiler with press is winding equipment used in combination with large wire drawing machine, it's consisted of frame, coiling arm, coiling head, wire container and coil transport system and electric control system. It is driven by AC motor. The exocentric and rotating design is adopted for the coiler, enabling the wire to form plum blossom pattern and put the wire down into the container without curls & release and achieve dense filling.



General description:

The coiler has the length metering and preset production function, when the coiling length reaches set value, the coiling system gives the light and sound alarm hint, the operator can control wire storage and spool transport system through the operation panel of coiler and cut the wire manually, remove full spool and move in empty spool to gain the goal of continuous production. The coiler is suitable for the winding of cylindrical barrel, conical column and once-through hard board bobbin.



Main Parameter

Type	DCAM-500	DCAM-850
Max coiling speed [m/min]	600	1500
Max coiling diameter [mm]	2.50~5.20 (electric wire)	1.20~3.50 (copper wire)
Diameter of barrel [mm]	800	800
Dimension of basket(inner*outer*height) [mm*mm*mm]	Φ580×Φ1050×1830	Φ580×Φ1050×1830
Capacity of basket [kg]	Max. 1000	Max. 1800

Featured Pay-off

1

Console type Dual Multal Wire Pay-off

Application:

Pay-off unit cantilever shaft type
- double position for spools Ø
630-800 mm – 600 kg-1000kg
driven by A.C. motor



Main Parameter

Type	CDMP-630	CDMP-800
Flange diameter [mm]	630	800
Spool type	DIN 46397	DIN 46397
Overall width [mm]	475	600
Useful width [mm]	400	500
Bore diameter [mm]	127 Tapered 30°	
Barrel diameter [mm]	355	
Maximum gross weight [kg]	650	1200
N° of spool per unit	2	
Dancer	Controlled by pneumatic cylinder	
Material	Aluminium	Cu soft
Individual wire diameter [mm]	0,50-1,40	0.4-1.41
Multi wire cross section [mm²]	0,6-6,00	0.14-6
A.C. motor power [kw]	2 *2.2 KW Brake/ Encoder/ Ventilator	
Adaptors included	1 pair	
Maximum rotation speed [rpm]	269	212
Maximum linear speed [m/min]	200	
Guide roller diameter [mm]	80	

2

Tower Suspension Pay-off

General description:

Pay off device of DLV400-15 Rod Breakdown machine adopts a double-column gantry structure with swing arm. Two coils of wires can be placed simultaneously before payoff device, so as to switch over at two working positions and the machine will not stop when one working position completes release of wire.

The device has wire-blocking trouble-shooting function, when the wire-blocking or hanging of payoff device were caused by knotting of released wire, it can automatically control the emergency stop of the main unit to ensure the safety of personnel and equipment, the emergency stop button was installed on the machine frame for the use of emergency stop.



Main structure & features:

- ◆ Frame-type structure and made of good-quality steel by welding.
- ◆ Tearturing less size, less floor space and easy operation etc.
- ◆ Take-up adopts dc motor or frequency conversion motor drive, match with import control of motor speed control unit, achieving the line in wide speed synchronization control unit,
- ◆ On disk using the hand wheel-screw vice institutions or pneumatic roof structure.
- ◆ Arranging by optical rod, simple and useful.
- ◆ The machine have a manual hydraulic lift and electric mechanical lifting two structures for the use to choose from.



Main Parameter

Type	TSPO-850	TSPO-500
Max payoff speed [m/min]	300 m/min (Copper or steel)	300 m/min (flexible wire)
Max payoff diameter [mm]	1.50~8	3.0~5.00
Diameter of barrel [mm]	800	630
Capacity of basket [kg]	Max. 1800	Max. 1000

3

Flyer Pay-off with High Speed Dual reels

Application:

- ◆ Extrusion lines
 - ◆ Coiling lines
- As Dual Pay-off in non-stop high speed extrusion lines



Main Parameter

Type	FDRP-500~1250
Reel scope	Ø500- Ø1250
Model	RFPO630-1250
Line Speed	up to 1200 m/min
Reel Lifting	Motorized or Manual
Carriage Moving	Motorized or Manual
Ring Rotation	Motorized

Capstan

1

Pneumatic Belt Caterpillar

Application:

Mainly used for cable production line for single or double traction before and after use.



Main structure & Feature:

- ◆ The whole frame is made of high qualified steel plate after bending, welding, novel appearance.
- ◆ Equipment used motor, gearbox, reducer, helical gear up and down, the shoe wheel hard drive structure, stable transmission, Bearing capacity big, easy to maintain.
- ◆ All series of 200kg to 15000kg more than ten specifications, there are two speed or Z4 DC motor frequency conversion motor structure for the user to choose from.
- ◆ Equipped with electronic meter, can display the line speed and meter length in a timely manner.
- ◆ With the earth's axis transmission structure for users in cabling, armored, copper tape screened and round bad production line.
- ◆ Tension tractor adopts magnetic powder tension control, used for insulated and sheathed extrusion line traction before use, one-line instantaneous adjustable, prevent bruises in the sink after wire extrusion, and effectively solve the synchronization problems and the pay-off tension unevenness affect wire diameter.
- ◆ Small tractor equipped with mobile rack or to move the overall structure, convenient user use in the special process, and improve the crawler repeat service life.
- ◆ Here are two belts up and down, The upper and lower belts are not deviate, and the horizontality and verticality are processed well.
- ◆ The transmission floor and the frame are floating links to prevent the traction main shaft from bearing radial noise and avoid bearing wear and crushing.
- ◆ The lower drive spindle has three bearings. Large bearing model
- ◆ Large helical gears up and down, with large modulus, wide and durable gears.

Main Parameter


[illegible]

2

Dual Spooler Capstan

Application:

- ◆ Extrusion lines
 - ◆ Coiling lines
- As Dual Pay-off in non-stop
high speed extrusion lines



Main Parameter

Type	FBWT-Φ500	FBWT-Φ630	FBWT-Φ800
Motor power [kw]	4kw AC	5.5kw AC	7.5kw AC
Type	Dual spooler	Dual spooler	Dual spooler
Max speed [m/min]	350	400	500
Spooler diameter [mm]	500	630	800


Supporting Devices for Extrusion Line

1

Belt type high precision meter counter

Application:

Meter counter is used to measure the length of the cable and other media equipment.



General Description:



◆ Track meter is dragging along after measuring medium sandwiched by two upper and lower tracks. Walking the length of the track is to be measured the length of the medium. Crawler shoe length is the length of the rotation off the pitch line, that is, the number of teeth and pitch wheel shoe product.

To measure the number of turns through the rotation shoe mounted on the shaft encoder active shoe, after conversion can be drawn through the length of the media, and recorded, An upper track by hand wheel and screw up and down to the lower track to move up and down through the cylinder. Lift distance to the outer diameter of the medium being measured is determined.

Main Parameter

Model	PBMC-50	JLDA-120	JLDA-160
Max. cable meter [mm]	Φ50mm	Φ120mm	Φ160mm
Meter accuracy	≤0.2%	≤0.2%	≤0.2%
Center height [mm]	1000	1000	1000
Cable clamping manner	Cable clamping manner		
Meters control and display mode	Arc tooth synchronous track pressing + Encoder + PLC + text display		
Factory setting wheel diameter coefficient (precisely trim)	142.6	142.6	142.6
Track specifications	840-8M-40	960-8M-70	1056-8M-85
Dimensions(L*W*H) [mm]	552*293*1305	644*395*1428	740*425*1468

2. Spark tester

1

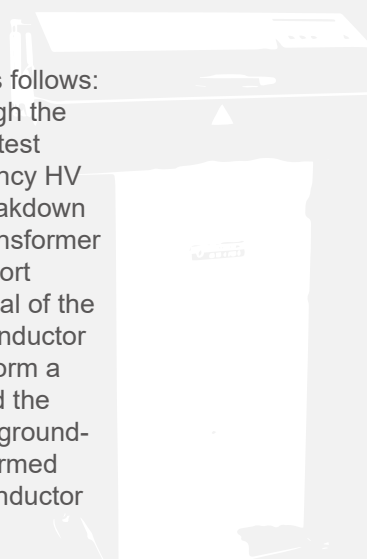
Commercial Frequency AC Spark Tester



Product Description:

◆ ST-15/25A Commercial Frequency AC Spark Tester is a special-purpose test apparatus to detect fault of insulation on wire and cable. Integrated with the technology of solid-state AC voltage regulation and single piece microprocessor control, the machine features steady voltage output (unaffected by variation of supply voltage), high sensitivity of fault detection, versatility, user-friendliness, safety and reliability, new construction and beautiful appearance.

The work principle of the spark tester is as follows: Make the tested wire or cable travel through the high voltage bead-chain electrode having test potential supplied by a commercial frequency HV transformer. If the insulation has fault, breakdown will occur, namely the output of the HV transformer will cause a HV spark short-circuit. The short circuit current flows from the output terminal of the HV transformer through insulation fault-conductor of cable-earth-ground-HV transformer to form a circuit. Therefore both the spark tester and the conductor of cable shall be soundly earth-grounded otherwise the short circuit cannot be formed and the cabinet of the spark tester and conductor of cable may have high voltage.



Main Parameter

Model	ST-15A	ST-25A	ST-25AT
Voltage output	1.0~5.0kV	2.0~25.0kV	2.0~25.0kV
Voltage indication error	<5%	<5%	<5%
Detection sensitivity	<600μA	<600μA	<600μA
Stability	Complying with the requirements of GB3048.9-1994 and JB/T 4728.10		
Detection resolution	0.05s	0.05s	0.05s
Transient breakdown current	100mA	50mA	
Steady short-circuit current	<20mA	<20mA	<20mA
Detection speed, Max	300m/min	350m/min	350m/min
Overall diameter of tested wire or cable, max	≤30mm	≤55mm	≤90mm
Dimension (L*W*H)	680*362*1160	786*450*1188	786*546*1215

2. Spark tester



2

Series
ST-10/15DC
Spark Tester

Product Description:



St-10DC Spark Tester is a useful tool for detection of surface damage as well as for spark test for wire and cable with a diameter below 10mm. The DC high voltage tester recommended internationally is characterized by advanced design, new construction, steady voltage output, high sensitivity, adaptability, easy operation, versatile mounting, safety and reliability. It may be used for on-line testing in combination with a pair twister or an extruder as well as for intermediate testing and testing for finished products.

We offer two versions of ST-10DC Spark Tester to meet customers requirements. The ST-10C compact integrated tester of which the probe, console display and support make one block, features compact size and easy mounting. It is used mainly for on-line testing in an extruding line with non-centralized control and in combination with a pair twister. The ST-10S two-part tester consists of a probe fixed in the line by its support and a console display equipped with a standard 19 console, or place on a work table or support as required. The probe is connected with the console display by a length of special-purpose connecting cable up to 50m. The ST-10D is used for on-line testing in combination with a pair twister.

Main Parameter

Model	ST-10C/ST-10S/ST-10D	ST-25A
Voltage output	DC 0~10000V	2.0~25.0kV
Effective test voltage	DC 500~10000V	<5%
AC pulse ratio	<5%	<600μA
Voltage stability	The power supply voltage fluctuates by ±15%, and the output voltage remains unchanged	
Breakdown sensitivity	I=600±50μA, t≤0.005s	
Current range for breakdown sensitivity	500~2000μA	
Steady-state short circuit current	3~4mA	
Max. diameter of the tested wire	10times/s	
Max. diameter of the tested wire	10mm	
Max. moving speed of the tested wire	2800m/min	




3

Dynamic
Instrument

General Description:

- ◆ DDM-3020 Dynamic instrument for Outer Diameter Measuring Control is new generation of instrument for outer diameter measuring control of our company. It employs such new technology and as high speed pulse IR light source, high precision CCD computer digital image processing and features high precision, good stability, long service time, high scan rate and excellent dynamic performance. DDM-3020 has a structure that integrates measurement, display and control into one body. It is easy to mount and use the instrument.
- ◆ DSP-3S/3D Diameter Display is used in combination with DDM Diameter Measurement/Control System to give remote display of diameter measurement.



Main Parameter

Model	DDMC-3020	DDMC-3030
Effective measuring range	≤20mm	≤30mm
Recommended measuring range	0.2~16mm	0.2~28mm
Measuring precision range	± (0.002mm+0.02%)	
Light exposure duration	≤200μs	
Scan rate	1800 times	
Interface	RS-485	
Adjustable range of center height	850~1100mm	
Weight	11kg	
Outline	100mm*100mm*432mm	

Power supply	AC220V±20%, 50~60Hz
Power consumption	<50W
Mode of display	LED
Interface	RS-485
Scope of display	00.000~99.999mm
Transfer distance	Max 1000m
Outline(L×H×W)	585mm×205mm×125mm

4

Drying Loader

Application:

SDL “standard” drying loader integrates drying and conveying function into portable unit. The drying section mainly is the SEHD hopper dryer, and the conveying section mainly is the “Standard” Separate-vacuum Hopper Loader, which are assembled with other necessary accessories.

The loader also can be selected to convey the plastics as to realize auto feeding with less labor work. SAL-900G series of loaders have two-stage conveying function.



Features:

- ◆ Integrate martial drying and conveying function into portable unit
- ◆ Overheat tripping can automatically cut off power when drying temperature exceeds set deviation value.
- ◆ All materials contact surface are made of stainless steel to eliminate material contamination.
- ◆ Adopts heat-insulated blower for better blower lifespan.
- ◆ Single tube suction box is standard accessory.
- ◆ All models adopt microcomputer control and RS485 communication port .

Main Parameter

Model	Receiver hopper model	Conveying capacity[kg/hr]	Receiver Capacity [L]	Dimension	Weight [kg]
SWDL-25-700G	1XSVH-6L	300	6	1769*1079*708	95
SWDL-25-810G		450	2X6		
SWDL-25-900G	1XSVH-6L 1XSMH-6L	450	2*6		
SWDL-50-700G	1XSVH-6L	300	6	1956*1079*708	110
SWDL-50-810G					
SWDL-50-900G	1XSVH-6L 1XSMH-6L	450	2*6		
SWDL-75-700G	1XSVH-6L	300	6	2255*1079*708	115
SWDL-75-810G					
SWDL-75-900G	1XSVH-6L 1XSMH-6L	450	2*6		
SWDL-100-700G	1XSVH-6L	300	6	2201*1079*708	115
SWDL-100-810G					
SWDL-100-900G	1XSVH-6L 1XSMH-6L	450	2*6		
SWDL-150-700G	1XSVH-6L	300	6	2541*1079*708	160
SWDL-150-810G					
SWDL-150-900G	1XSVH-6L 1XSMH-6L	450	2*6		
SWDL-200-810G	1XSVH-6L	300	6	2385*1140*840	210
SWDL-200-900G	1XSVH-6L 1XSMH-6L	450	2*6		
SWDL-300-810G	1XSVH-6L	300	6	2690*1140*840	220
SWDL-300-900G	1XSVH-6L 1XSMH-6L	450	2*6		
SWDL-400-810G	1XSVH-6L	300	6	2800*1240*1020	285
SWDL-400-900G	1XSVH-6L 1XSMH-6L	450	2*6		

5


Talc Powder Collector

Application:

2 parts elevator cable, insulation cable, coated wire and rubber

General Description

- ◆ For the powder coating to the inside of the twisted cable inside especially the power cable (big diameter)
- ◆ Prevent the powder scattering by the wind or drip
- ◆ Good for the stable powder coating, convenient operation and easy control on the table
- ◆ Very good control the coating thickness
- ◆ Control the powder quantity, pressure, space and electrostatic by the 2 side powder injection



Main Parameter

Type	SWTP-50
Working diameter [mm]	(1). 1~40mm; (2). 10~80mm (when ordering, select); (3) Input. Output: Max. Diameter 100mm
Center height [mm]	950mm~1150mm
Color	Panel: Musell No. 1.2Y 5.7/1.1 Frame:Musell No. 8.4Y 7.3/0.6
Air pressure [kgf/cm³]	4~5
Working direction:	Left, right multiplier together
Power	AC 220V±10% 50Hz/ 1 Phase. 3kW
Dimension(W*H*D) [mm³]	750*1850*850

6

Laser Marker



Application & Materials

Fiber laser marking machine is widely used in gold & silver & diamond, sanitary ware, food packing, tobacco & beer & drink marking, medicine packing, medical apparatus and instruments, watch & glasses, auto parts, plastic & paper, electronics metal and others which need the mark to be very accurate, elaborate and smooth.



Main Parameter

Type	SWLZ-500
Output Power [W]	20
Wavelength [nm]	1060
Beam quality	<1.2
Repeating frequency [KHz]	20~100
Marking scope [mm*mm]	100*100/ 150*150
Linear speed [s]	character
Marking Speed [mm/s]	≤12000
Marking Depth [mm]	≤0.4
Min. line width [mm]	0.012
Min. character size [mm]	0.15
Repeating accuracy [mm]	±0.003
Electrical source [KW]	0.5

Coiling&Wrapping Machine

1

Automatic coiling&wrapping machine



Features :

- ◆ Auto-cable coiling with continuous wrapping in one machine.
- ◆ Automatic adjustment of the wire arm, no manual adjustment.
- ◆ Automatic cable feeder, no manual labeling, safer and more convenient.
- ◆ Suggest connecting with the Auto-Stacking System or Auto-Palletizing System to make more efficiency production line
- ◆ When there is a problem, the error will be detected automatically and the operator will be alerted by an alarm.
- ◆ Save manpower, expand production capacity and improve industrial automation



Main Parameter

Model	Height [mm]	Outer diameter [mm]	Inner diameter [mm]	Wire diameter [mm]	Wrapping materials	Average coil output speed [coil/min]
CP1040	50-100	180-400	120-200	3-10	PVC/PE	2-2.5
CP1860	80-180	280-600	180-250	4-15	PVC/PE	1-1.5

2

Automatic
coiling&Binding
machine



Features :

- ◆ Auto-cable coiling with continuous binding in one machine.
- ◆ Non-stop production enhances the efficiency and quantity.
- ◆ Automatic cable feeder, no manual labeling, safer and more convenient.
- ◆ Saving your space for installation, and reducing the man labor expense for cable package
- ◆ Could easily connect with Heat Shrinking Packing Machine to do the packaging continually.




Main Parameter

Model	Height [mm]	Outer diameter [mm]	Inner diameter [mm]	Wire diameter [mm]	Wrapping materials	Average coil output speed [coil/min]
CP1040	50-100	180-400	120-200	3-10	PVC/PE	2-2.5
CP1860	80-180	280-600	180-250	4-15	PVC/PE	1-1.5

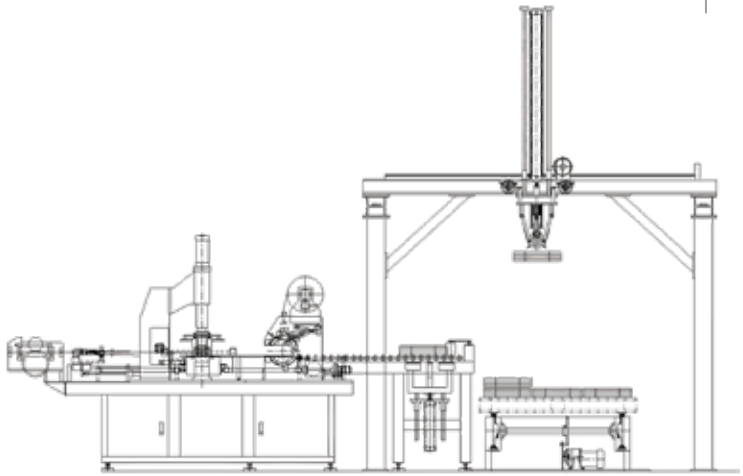
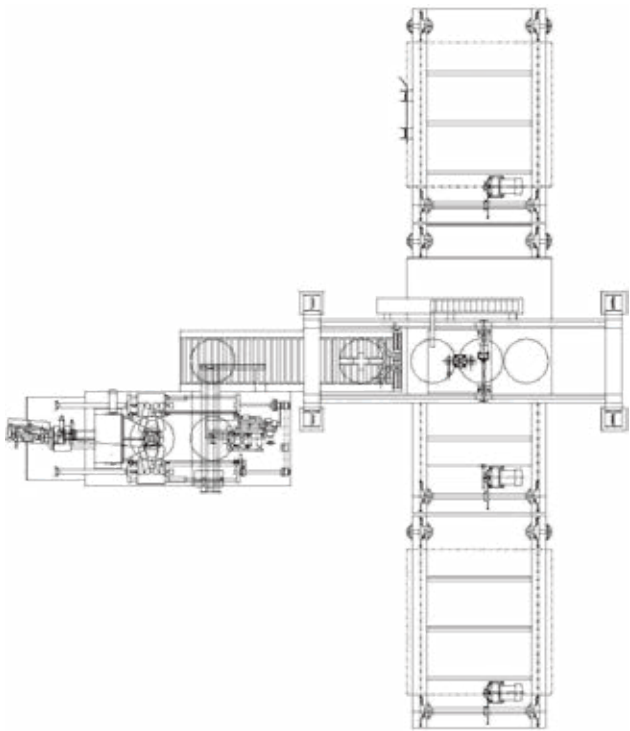
3

Intelligent robot stacker



Features :

- ◆ It is easy to operate and control machinery by touching the human-machine interface, and easy to control mechanical stacking.
- ◆ Reel the wire onto the stack.
- ◆ The number of volumes per stack can be set by stacking system.
- ◆ The length and width of the conveyor system can be customized according to customer requirements.
- ◆ The automatic stacking system is divided into empty stacking area, working area and full load area.
- ◆ When the automatic stack is finished, it will automatically detect and send a message to the operator.



4

Computerized Automatic Coiling Machine



Features :

- ◆ Auto-coiling wire from an extrusion line or from the pay-off machine.
- ◆ The machine will automatically detect the fault, and give alarm.
- ◆ Screen touch Graphic Operation Terminal makes it easy to operate.
- ◆ You may input and keep 99 types of coil data in the PLC memory.
- ◆ Servo motor traversing system produces coil with smooth surface.
- ◆ It is unnecessary to adjust any device when change coil size to another.



Most economical with high efficiency solution for packing cable coils



Coiler with PP band series



C2480 Coiling machine

Main Parameter

Model	Height [mm]	Outer diameter [mm]	Inner diameter [mm]	Cable diameter [mm]	RPM
C1246	50-120	180-460	120-220	1-12	900
C1860	60-180	220-600	180-250	5-15	300
C2060	60-200	220-600	180-250	5-15	300
C2480	80-240	250-800	250-320	10-25	150

5

Auto-wrapping machine for circular object



Features :

- ◆ High speed coil wrapping with PVC, PE film, PP woven band, or paper.
- ◆ The 4 arms carrier, driven by motor, turns the coil smoothly for wrapping.
- ◆ Screen touch Graphic Operation Terminal makes it easy to operate.
- ◆ You may input and keep 99 types of coil wrapping data in the PLC memory.



Main Parameter

Model	P100	P120	P140	P180	P210
Height [mm]	50-100	70-120	70-140	90-180	100-210
Outer diameter [mm]	180-460	220-460	300-600	320-600	400-800
Inner diameter [mm]	120	140	180	180	250
(Max.) Coil Weight [kg]	35	40	60	80	100
Wrapping Material	PVC、PE 胶膜	PVC、PE 胶膜	PVC、PE 胶膜、PP 编织带或皱纹纸	PVC、PE 胶膜、PP 编织带或皱纹纸	PVC、PE 胶膜、PP 编织带或皱纹纸
Width of packing material	40	45	50	60	80
Thickness of packing material	0.04-0.07	0.04-0.07	0.04-0.07	0.04-0.07	0.04-0.07

6

Heat shrink pack-aging machine



Features:

- ◆ Auto-sealing & packing with PE/POF film, transfer to hot shrink tunnel for heat shrinking, and then send out the packed coil to working table.
- ◆ The PE film will fully package the coil, including the front, back, right and left sides.
- ◆ Simple design for easy operation and maintenance.



Main Parameter

Model	Height [mm]	Outside Diameter [mm]	Output [volume/min]
HP 430	OD + H ≤ 430mm		1~10
HP 600	OD + H ≤ 600mm		1~10